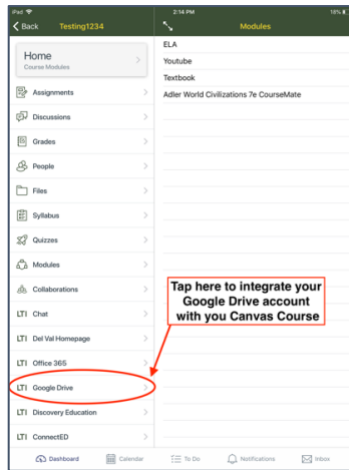


How to Integrate Google Drive with Your Canvas Course

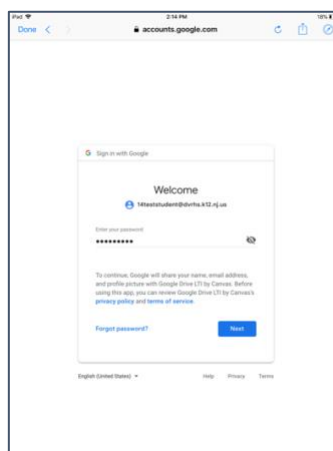
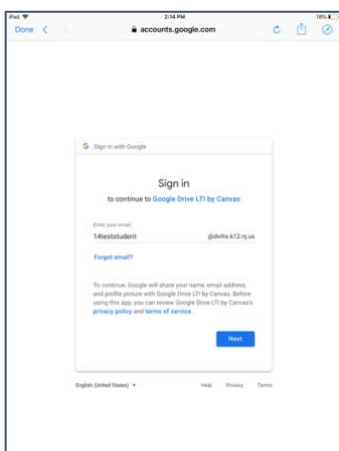
1. Sign into the Canvas App on your iPad.
2. Select a course you'd like to integrate (connect) your Google Drive to.
3. In the left-hand menu, scroll down and select, 'LTI Google Drive.'



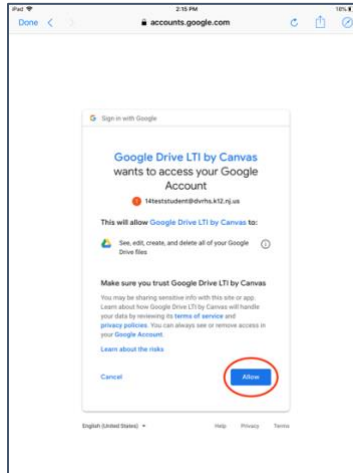
4. You'll be prompted to Authorize Google Drive to connect to Canvas in the lower left-hand corner of your iPad.



5. Sign in with your DVRHS Google Account credentials.



6. Click 'Allow' to allow Google to work with Canvas.



7. Once you've tapped on 'Allow,' you'll then be granted access to your Google Drive via the Canvas app.

